

SPECIFICATIONS	200	230	265
Maximum Cutting Width	20" / 50.8 cm	23" / 58.4 cm	26-1/2" / 67.3 cm
Minimum Cut: without false clamp plate	1/2" / 13 mm	1/2" / 13 mm	5/8" / 16 mm
with false clamp plate	1-7/8" / 48 mm	1-7/8" / 48 mm	1-7/8" / 48 mm
Maximum Cut Depth	20" / 50.8 cm	24" / 61.0 cm	28" / 71.1 cm
Clamp Opening: without false clamp plate	3-1/4" / 8.3 cm	3-1/4" / 8.3 cm	4" / 10.2 cm
Clamp Force: minimum	1,250 lbs / 563 daN	1,250 lbs / 563 daN	1,470 lbs / 652 daN
maximum	2,500 lbs / 1,125 daN	2,500 lbs / 1,125 daN	4,000 lbs / 1,800 daN
Clamping Method	Hydraulic & Manual	Hydraulic & Manual	Hydraulic & Power Soft Clamp
Backgauge Control	Power	Power	Power
Airtable	No	Option	Option
TC Controller	Option	Option	Yes
Barcode Reader	Option w/ TC	Option w/ TC	Option

DIMENSIONS	200	230	265
Table Space: in front of knife	15-1/4" / 38.7 cm	24-1/4" / 61.6 cm	24" / 61 cm
behind knife	20" / 50.8 cm	24" / 61.0 cm	28" / 71.1 cm
Overall Width	39-5/8" / 100.6 cm	50" / 127 cm	54" / 137 cm
Overall Length	50-7/8" / 129.3 cm	66" / 168 cm	70-1/2" / 178.5 cm
Side Tables	8-1/4" x 12-1/4" / 21 x 31 cm	16" x 13-1/2" / 40.6 x 34.3 cm	16" x 13-1/2" / 40.6 x 34.3 cm
Optional Side Tables	N/A	20" x 18" / 51 x 46 cm	20" x 26" / 51 x 66 cm
Minimum opening required thru door:	36-1/4" / 92 cm*	43" / 109 cm	54" / 137 cm
Table, treadle & light beam off:	29" / 73.7 cm	29" / 74 cm	31" / 79 cm
Net Weight (approximate)	800 lbs / 363 kg	1000 lbs / 454 kg	1780 lbs / 808 kg
Shipping Weight (approximate)	980 lbs / 444 kg	1250 lbs / 567 kg	2300 lbs / 1043 kg

\* with light beams and power switch removed

**ELECTRICAL**  CE

• **200 Motor:** 1-1/2 H.P., 220 Volts, 60 Hz, 1 Phase, AC, 12 Amps. Service size 15 Amps. Requires receptacle type: NEMA 6-15R or 6-20R. (Optional 50 Hz, 1 phase available)

• **230 Motor:** 1-3/4 H.P., 220 Volts, 60 Hz, 1 Phase, AC, 12 Amps. Service size 15 Amps. Requires receptacle type: NEMA 6-15R or 6-20R. (Optional 50 Hz, 1 phase available)

• **265 Motor:** 5 H.P., 208/230 Volts, 60 Hz, 3 Phase, AC, 25 Amps. Service size 30 Amps. (optional single phase supply kit:K-3482 available)

**Optional Motors:** 5H.P., 380/415 Volts, 50 Hz, 3 Phase, AC, 15 Amps. Service size 20 Amps.

  
Enfoque Digital

CDMX: 55 53934917  
QUERETARO: 442 606 5169  
WHATS : 442 6066159  
info@enfoquedi.com.mx  
www.enfoquedi.com.mx



**MADE IN USA**

ADV-010/GPCO/0919



TITAN 200/230/265



Enfoque Digital

# TITAN 200/230/265 PROGRAMMABLE PAPER CUTTERS

## PRODUCT OVERVIEW





# TITAN 200/230/265

## PROGRAMMABLE PAPER CUTTERS

The Titan series of paper cutters continue the Challenge tradition of innovation, delivering large cutter features and sophisticated yet easy to use controls in convenient smaller format sizes. Models are available in 20"/50.8 cm, 23"/58.4 cm, and 26-1/2"/67.3 cm cutting widths.

### DURABLE


As the most experienced manufacturer of paper cutters in the world (since 1887), Challenge is well known for building machines that last. The Titan's solid cast iron and steel construction provides years of quality cutting. The solid one inch thick metal tables provide a strong work surface necessary in a production environment.

### SAFE

Challenge cutters are made to the highest safety standards in the market. Standard safety features include a light curtain system and a dedicated push-out button to move stock forward from under the clamp and knife to prevent exposure in the cutting area. The fully enclosed rear table and a table slot cover guard against potential pinch points. All Titan cutters are UL and cUL listed and meet CE and ANSI requirements.

### PRECISE

The fully programmable Titans are accurate to within +/- 0.002" (0.05mm). For manual adjustments, the line-light indicator projects onto the stock to quickly allow for visual alignment. A low-pressure foot pedal clamping system provides safe control of the clamp when pre-cut clamping is needed, such as holding slick stock in place or verifying cut position.



A high contrast RED LED line-light (Titan 200 and 230 only) allows for better visibility and long service life.

### ERGONOMIC


Titan cut buttons are conveniently mounted at an angle for ease of use. For high volume production, Challenge offers an exclusive Ergo-Touch cut button option to minimize the threat of repetitive stress injury. In this option, the cut buttons are replaced by two light-activated switches. The machine will not cycle unless the operator's finger is interrupting the beam for each switch, reducing hand and wrist fatigue while maintaining maximum safety.



Ergo-Touch Button

### BARCODE READY

Titan cutters with the TC control system can add an optional barcode reader to run multiple production lots quickly and efficiently. Once the job arrives at the cutter, simply scan the barcode printed on the job ticket or in the bleed area and the cutting program will instantly load into the machine. The barcode contains all cutting commands, or it can refer to a pre-programmed job name already stored in memory. The required hardware and the easy to use PC-based software to generate the 2-D barcode are included in this option with no additional annual fees. Any future software upgrades will also be available free of charge.



(Available as an option for the 200 & 230)

### TITAN 265TC CONTROLLER

- 10.5" color touch screen controller
- Graphical display of program layout
- Auto programming sheet division feature
- Easy to use operator prompts and assistance
- Programmable clamp pressure control for each cut
- Repeat and loop commands to greatly simplify programming
- USB port for expandable memory storage
- Compatible with spreadsheet .csv file for offline job programming
- Challenge proprietary software and support




### TITAN 200 & 230 CONTROLLER

- Menu-driven LCD control screen
- Digital backgauge position indication
- 99 program storage capacity
- Program screen displays job number and name, next 8 cuts of program, and backgauge position
- Simple and easy to operate
- Challenge proprietary software and support

## SUMMARY OF FEATURES

- Hydraulic powered clamping and cutting
- Electronic clamp pressure control
- Convenient measurement conversion between Metric/English/Fractions
- Programmable backgauge control
- Safety features
  - › Light beam curtain system protecting the cutting area
  - › Mechanical knife safety latch
  - › Two-hand monitored cut buttons
  - › Enclosed rear table
  - › Slot closure device over table slot
  - › Push-out function
- Pre-clamping - powered for 265, manual for 200 and 230
- Two knives, three cut sticks, wood jogging aid, tool kit, and operators manual included
- Manufactured in the USA
- 2-year warranty
- CE certified



ENFOQUE DIGITAL GRAFICO



Enfoque Digital